

Producent: Keith Foster
Pedagog: Lidia Ledent

WRAITHLOOK

Before listening:

Phrases

Work in pairs. Do you know what these phrases mean? If you don't, try to guess.

I was totally shocked

That's when I fell off the chair

Stayed in my mind

Making a fool of myself


I took a deep breath

I began to shiver

My heart was beating fast

Some of the phrases describe feelings. Which ones? What feelings do they describe?

Do you know more words or phrases that describe feelings? Make a mind map together and try to find as many as possible.



During Listening

Read the questions and the alternatives before you listen to the story. There is only one correct answer on the questions that have alternatives. Sometimes you need to finish the sentence or write the right answer.

1. Who was Christine?

- a. a teddy bear
- b. his first real girlfriend
- c. an old friend that got run over by a truck

2. How many weeks after the accident did Martin get a call from Jen?

After _____ weeks.

3. What did Martin feel when Jen said that she had seen Christine?

- a. confused
- b. happy
- c. angry

4. The web site was called "Wraithlook".

- a. true
- b. false

5. "The next couple of days I had plenty to do, exams, a big basketball game and helping my mom with a new bookshelf. But that photo _____."

6. Martin went by Jen's house. What did he see along the path and on the porch?

- a. nothing special
- b. huge bushes and a clean porch
- c. some dark, sticky liquid

Producent: Keith Foster
Pedagog: Lidia Ledent

7. What happened as soon as Martin got the message from Christine?

- a. He heard someone running away from the house
- b. He heard something move outside, coming towards the house
- c. He heard a dog that was playing on the stony path

8. Martin will continue to surf on the net as usual.

- a. true
- b. false



After listening

Discuss

Try to answer these questions. Use your imagination and come up with different answers.

- What happened to Jen?
- How do you think she felt?
- Where is she now?
- Can she come back?
- What really happened that night?
- Why are both the dog and the mother missing?

Interrogatives (frågeord)

Learn the words in the box and put them in the correct sentence. You can use the same word several times.

Who: <i>vem</i>	What: <i>vad</i>	When: <i>när</i>	How: <i>hur</i>	Why: <i>varför</i>
Where: <i>var</i>	Which: <i>vilken/vilket</i>			

1. _____ can you meet me? After school?
2. _____ do you want to meet? At my house or at yours?
3. _____ is standing on the porch?
4. _____ do you mean? Explain it to me!
5. _____ would anyone trick me? Maybe it's true!
6. _____ does it work? It's not like she can come back from the dead.
7. _____ photo do you mean? The one where she wears her favorite top?
8. _____ did it all start? About six weeks ago when she got hit by a truck.
9. _____ was the website called? Was it "Wraithlook"?
10. _____ is this possible? Nobody can come back to life online.

Make up your own questions using the words. Come up with at least one question per word.



Producent: Keith Foster
Pedagog: Lidia Ledent

Bingo

Now it's time to play bingo! Choose from the words below and write them in the table. Write one word in each square.

Your teacher calls one word at the time, and if you have written that word down you cross it over.

When you get four words in a row you shout "bingo!". After one row, you play for two rows etc.

You can play this in different ways:

1. You do it all in English.
2. You write the words in English but call them out in Swedish.

why	when	who	what
how	where	which	angry
confused	shiver	deep breath	shocked
happy	dumb	cute	alive
missing	message	accident	girlfriend

Producent: Keith Foster
Pedagog: Lidia Ledent

Writing

You work as a journalist for the town's paper and you covered the story of Christine's accident a couple of months ago. Yesterday you got a call from someone who told you that Christine's best friend Jen and her mother are missing. Even their dog is gone. You decide to write an article on their disappearance.

(Tip! Use the pictures to help you remember the story.)

Paper: tidning

Covered the story: skrev om händelsen

Article: artikel

Disappearance: försvinnande



How to write an article

Before you start writing your article, you must learn how to do it. Below are the most important things to think about when you write an article.



(Tip! After reading and learning, read an article together and try to find the answers to the questions below.)

An article answers the questions:

- **What** happened?
- **When** did it happen?
- **Where** did it happen?
- **Who** were involved?
- **Why** did it happen?

An article consists of: *(en artikel består av)*

1. **Rubrik. (Headline)** Den ska väcka intresse och läsaren ska förstå vad artikeln handlar om.
2. **Ingress. (Introduction)** En kort sammanfattning av artikeln. (därför skriver man den sist). Den ska vara lockande och svara på frågorna: Vad? Var? När? Vem? Den skrivs ofta med tjockare bokstäver.
3. **Brödtext. (Text body)** Det är själva texten. Här ska läsaren få all information om vad som hänt. Glöm inte att beskriva platsen/personerna noga, det gör artikeln intressantare.



Producent: Keith Foster
Pedagog: Lidia Ledent

Key

Phrases

I was totally shocked:	<i>Jag blev helt chockad</i>
That's when I fell off the chair:	<i>Jag blev så förvånad/chockad att jag nästan ramlade av stolen</i>
Stayed in my mind:	<i>Stannade kvar i mina tankar</i>
Making a fool of myself:	<i>Göra bort mig</i>
I took a deep breath:	<i>Jag tog ett djupt andetag</i>
I began to shiver:	<i>Jag började skaka</i>
My heart was beating fast:	<i>Mitt hjärta slog fort</i>

During listening:

1. b
2. 6
3. c
4. a
5. "stayed in my mind"
6. c
7. b
8. b

Interrogatives:

1. When
2. Where
3. Who
4. What
5. Why
6. How
7. Which
8. When
9. What
10. How